




Volume 1 **Newsletter** Issue 3  
**April-May 2009**



**Club Officials**

**President:**  
**Lyndal Nichols**  
**Vice President:**  
**Alison Muddle**  
**Secretary:**  
**Tracey Swan**  
 Ph: 38887326  
**Treasurer:**  
**Julianne Hoey**  
**Committee:**  
**Don Anderson**  
**Gill Anderson**  
**Margaret Andrews**  
**Alica Wegner**  
**Website:**  
**Lisa Ruberry**  
**Competition Secretary:**  
**Don Anderson**  
**Chief Instructor:**  
**Sharyn Palmer**  
**Equipment Officer:**  
**Russell Andrews**  
**Catering & Fundraising:**  
**Amanda Schofield & Gill Anderson**  
**Publicity Officer:**  
**Margaret Andrews**  
**Health & Safety Officer:**  
**Damian Noud**

**New Members/**  
**Newsletter**  
**Jane Barron**  
 Ph.54457620  
 Mobile: 0403825864



janeboxers@gmail.com

**Life Members:**  
 Francis Harvey (2003)  
 Geoff Reynolds (2003)  
 Lyndal Nichols (2005)  
 Sharyn Palmer (2005)  
 Amanda Schofield (2005)  
 Audrey Harvey (2006)

**Presidents Report**

Hello all,  
 Hope you are enjoying your dogs and dog training.

Today some members and I shifted everything belonging to Suncoast Fundogs from our sheds to three shipping containers situated down the end of the field. We will be training over there for a while until the council finds us another permanent home. I guess we need to be patient, although Patient and I are not very close at the moment. We will keep you posted via email messages.

ADAA competitions are still raging on at our sister clubs all over the state and beyond. ADCQ this weekend, one at PADS next weekend and TOADS and PADS next month. My dog hasn't started competing yet and I

am looking forward to our first comp. together. I am also looking forward to the ADAA training camp in June. Please check the details on the ADAA website [www.adaa.com.au](http://www.adaa.com.au). There are some excellent sessions planned with some very talented instructors. The scout camp at Samford is a very convenient and comfortable place to have this annual event and there are bound to be plenty of social moments with our human friends as well as "light bulb" moments with our dogs. If you were wondering if you should attend, just do it. It is worth every dollar.

The club has also held two sheepdog events in the last few weeks. We were responsible for the short course trial at Dogmania

and also for the two day school held here at my place near Woodford. It is a fun thing to do with our agility dogs. I will make sure that the next practice day is advertised on the website.



See you all at the other end, through gate 4.

Your president.  
*Lyndal.*



Lyndal has made us very welcome on two Wednesday's at Woodford, the days start with the dogs having a run and a swim in the lagoon. Most of the dog's love to swim, but my girl Rosa, just goes up to her elbows and won't take the plunge however exciting it is, maybe one day she will discover that swimming is fun, but as the weather gets cooler, I don't imagine it will be this year.

After the running and swimming, there's an opportunity to improve some agility skills in a different environment, which is so important, at least for some dogs. After that maybe another swim and run, then we all pile into our cars and invade the town of Woodford. There are several cafés in town, but to date we have opted for the take away wraps from the local bakery, (reasonably priced and very filling) and then we

take our food to an undercovered area in town to eat and relax. Why don't you join us sometime?



54961411 or 0438051449.

Volume 1 Issue 3

12th May 2009

Special points of interest:

ADAA  
 Qld Agility Training Camp  
 20th/21st June  
 at Samford

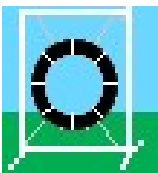
Dates to remember	2
New Members	
Fee Payments	
Reminders to Live By	
Library	3
Rainy Nights	
Course Dates	
Xylitol-Dangerous to dogs	4
Search & Rescue Teams	
Dogmania Sheepherding report & results	5
Merchandise	6
Comp. Results	7
ADAA Titles	
Foundation Fundamentals	8
Foundation Fundamentals (cont.)	9
Sponsors	10
Parking Info	
Sponsors	11
Ground Rules	
Equipment	12
Made to order	



20.06.09-21.06.09  
ADAA  
Qld Agility Camp  
Sat & Sun

W  
e  
l  
c  
o  
m  
e  
n  
e  
w  
M  
e  
m  
b  
e  
r  
s

Or existing  
members with  
new dogs



Review and alter  
your list of  
reinforcers

## Agility Dates for 2009

### Agility Dates for 2009

ADAA competitions for titles

#### May

09/10.05.09 (Sat /Sun) **PATS**

Mackay

16/17.05.09 (Sat /Sun) **ADCQ**

Tivoli

#### June

06/07.06.09 (Sat /Sun) **ADAA**

**World Dog Game Try Outs**

Macksville NSW

06/07.06.09 (Sat /Sun) **TOADS**

Townsville

20/21.06.09 (Sat /Sun)

**ADAA Qld Agility Camp**

20/21.06.09 (Sat /Sun)

Samford

27.06.09 (Sat) **PADS**

Eatons Hill

#### July

04.07.09 (Sat) **BAD**

Carina

19.07.09 (Sun) **WAAG**

Gold Coast

#### August

08/09.08.09 (Sat /Sun) **ADCQ**

Tivoli

08/09.08.09 (Sat /Sun) **PATS**

Mackay

23/23.08.09 (Sat /Sun) **TOADS**

Townsville

#### September

05.09.09 (Sat) **PADS**

Eatons Hill

### MACKSVILLE (NSW)

June Double Header Weekend

Incorporating Inaugural  
Australian IFCS World Agility  
Championships Selection and  
World Dog Game Try Outs

Saturday 6th & Sunday 7th  
June 2009

### Good Luck to Our Club Competitors

Damian Noud  
Karen Noud  
Sharyn Palmer  
Ian Weston

### Pre Agility1 - April

Sharron Mellema & Reya  
Claire Fogarty & Jack  
Jodi & Sean O'Connor with  
Tucker & Maxi  
Lyn Witts & Millie  
Rebekah Joy & Jack  
Jan Schluter & O'Reilly  
Lynne Barling & Molly  
Carol Gordon & Ruski  
Jeremy Bayliss & Oscar  
Mariji Smith & Myla  
Rebecca Chandler & Riley  
Rebekah Day & Q

### Advanced

Coralyn Ellis with Katie & Cindy

### Paying Fees or Purchasing Goods

If change is needed when  
paying for:

1. Training, or:
2. Purchasing equipment or:
3. Enrolling on the designated  
nights for PreAgility &  
Beginners Courses they will  
need to be at the club between  
6.30 - 6.45 pm or  
7.30 - 7.45 pm.

**These are the only times  
that someone is available to  
give change if required.**

ADAA  
Qld Agility Training Camp  
20th/21st June  
at Samford  
Early Bird Registrations  
close  
31st May so  
**HURRY, HURRY, HURRY**  
and get your Registrations in  
the post

The Training Camp is a great  
learning weekend or day, and  
is a lot of fun.



## Training Reminders To Live By (Susan Garrett)

### Training is a MECHANICAL SKILL (Bob Bailey).

Rehearse your own mechanics  
(return of rewarding hand to start-  
ing position etc.) before rushing  
your dog into training.

### MIX up your reinforcements

Work with toys and food. A "click"  
means a reward is coming, not  
just food. When rewarding be-  
haviours with your dog away from  
you (ex.go outs or jumping) throw

a toy. Use food only for those  
exercises that have the dog in a  
stationary position or close  
enough to you that you can feed  
without the dog breaking position.  
Remember the click does NOT  
end the behaviour.

### BEHAVIOURS are shaped by CONSEQUENCES. (many)

Be aware of what is reinforcing  
your dog. Review and alter your  
list of reinforcers as your dog  
grows up, especially the  
"activities that reinforce" section.

### Susan Garrett Blog

This is a great site, it is enter-  
taining and potentially very  
helpful. I'm sure you'll find it  
very interesting.

<http://susangarrett.wordpress.com/>

**Pet Shots Photography**  
 Award winning dog photography available for stunning agility or portrait shots of your dog.



**Reasonable Rates**  
**Ph Audrey 0419-731157**

Email: [scotiablue@internode.on.au](mailto:scotiablue@internode.on.au)  
 Website: [www.pet-shots.com.au](http://www.pet-shots.com.au)

**ADAA Information**  
 Web sites:  
[www.adaa.com.au](http://www.adaa.com.au)

ADAA Chat Group  
<http://groups.yahoo.com/ADAACHAT>

\*\*\*\*\*

Keep up to date check our Website  
[www.suncoastfundogs.org.au](http://www.suncoastfundogs.org.au)

If you are interested in a chat page, go to the forum on our website.

All our members are ambassadors for the Club, if you have friends, relatives, workmates etc. who may be interested in our sport, these are the dates our next courses commencing in 2009

**PreAgility 1 & 2 (4 wk courses)**  
**Commencing 6.30pm**  
 7th April  
 5th May  
 2nd June  
 7th July

**Beginners (7 wk courses)**  
**Commencing 7.00pm**  
 7th April  
 2nd June



**Suncoast Fundogs Resource Library**

Your club has an extensive range of books and magazines for you to borrow. The subject material ranges from serious agility training manuals to fun trick training for the family pet. Please get the most from this facility.

Something to remember... some of these books, magazines tapes & DVDs have come from the private collections of our members, past & present and need to be respected as such.

Write your name down as you borrow and please also donate a gold coin to help extend and update this wonderful service.

Suncoast Fundogs also subscribes to "Clean Run" an agility magazine which includes many useful training sequences and articles from agility enthusiasts.



**Training on Rainy Nights...?**



If the skies are grey and the weather looks bleak, and you're not sure if it's on this week. Ring someone, ring Gill She'll make sure you're alright. She will know, if training is on for the night.

Ring Gill :  
 54986673 / 0402469472 or  
 Jane after 5.30pm  
 0403825864

**Crate Hire**

For the duration of PreAgility Courses 1 and 2  
 Cost: Deposit \$50.00  
 Refund \$30.00 on return.

The Club is offering this service, to enable new members to see the advantages of crating their dogs, before incurring the expense of making a purchase.




**Donate a gold coin to help extend and update this wonderful service**

**\*.\*-Attention:-\*.\***

**Members it IS your responsibility to check with Gill or Jane to confirm whether training is cancelled due to inclement weather.**


Thank you



**Crating your dog—try before you buy**



Xylitol is a white powder that's used in place of sugar in gums, candies and other foods



There's no specific antidote to xylitol poisoning.

## XYLITOL - Dangerous to dogs

Written & Submitted by Audrey Harvey

Many people these days are concerned about losing weight, and with this concern, comes an increase in the number of products containing sugar substitutes.

While this can be very good for people's health, there is one sugar substitute which is very dangerous to your dog. In fact, the number of dogs affected by xylitol poisoning in the United States of America is increasing every year, from around 200 cases in 2005 to approximately 2000 cases in 2007. It was expected that 4000 dogs would be poisoned by xylitol in 2008! This is likely to climb further, as the number of sugar free products on the market increases.

Xylitol is a white powder that's used in place of sugar in gums, candies and other foods. It can be very useful for people with diabetes, or on low carbohydrate diets.

In people, xylitol is slowly absorbed into the bloodstream, so doesn't have any effect on blood sugar levels. However, in dogs, it's absorbed very rapidly, and quickly causes the release of the hormone insulin.

You may have heard of insulin - it's involved in moving sugar into the cells of the body, so the cells have an energy source, and keeping the blood sugar levels constant.

When a dog eats a product containing xylitol, his blood sugar level plummets very quickly. It doesn't take much xylitol to have an effect on a dog's blood sugar - if he eats about 100mg xylitol per kg bodyweight, he can be affected. Most sugar free chewing gums contain 1-2 grams of xylitol per piece. One or two pieces of gum can cause poisoning in a

10kg dog.

Affected dogs will appear lethargic, vomit, stagger, and may collapse with seizures. If that's not bad enough, dogs may also develop liver damage and bleeding up to 12 hours after eating xylitol, without showing any signs of low blood sugar.

While dogs who develop low blood sugar often recover with treatment, it can take several days in hospital before their blood sugar levels stabilize.

The outcome isn't as good for dogs who develop liver failure or bleeding disorders, and many of these dogs die.



To prevent your dog becoming affected by xylitol poisoning, it's important to never feed him sugar free treats. If he does manage to sneak one, contact your vet immediately; because xylitol is absorbed so quickly and the toxic dose is so low, your dog needs to be treated straight away to avoid becoming seriously ill.

There's no specific antidote to xylitol poisoning. Treatment involves intravenous fluids, checking blood glucose levels and supportive care.

In this case, prevention is definitely better than cure.

RIP



"Dolche"

owned by Amanda Schofield  
Dolche (one of the Clubs original dogs) died on  
16th March 2009

Our thoughts go out to you

## SEARCH & RESCUE TEAMS

### ARE YOU INTERESTED IN BEING A SEARCH AND RESCUE DOG TEAM VOLUNTEER?

Currently in Qld the Queensland Fire & Rescue Service (QFRS) utilises suitably qualified Search and Rescue canine teams for National and International emergencies where canine assistance is required.

Recently, dog teams from Melbourne (part of the national force) were utilised in Victoria's bushfires and a small team was also sent to a mining site in PNG to search for survivors after a collapse.

Search and Rescue dogs are most commonly used in natural disasters and after terrorist attacks. They are an important part of a Search Unit in that the K9's ability to pinpoint human scent enables Rescue service workers to locate people that may not otherwise be found.

It can take approx. 2 - 3 years to train a dog to Advanced Operational Status depending on the dog's ability, the handler's experience and how much time is spent training. Dog's that excel in Search and Rescue work have a high drive for either food or toys (toys are preferable); are agile and able to climb over unstable surfaces with confidence; are people and dog friendly; have an inquisitive nature and aren't worried overly much about noisy environments. On the handler's part it helps if you are not claustrophobic and are committed to providing an important service to the community with no reward other than forming an incredible bond with your canine partner as you are trained to work as a team to rescue others.

If you are interested in learning more about K9 Search and Rescue in Queensland then please contact me via my email address at [cassie.fishbourne@gmail.com](mailto:cassie.fishbourne@gmail.com)

We welcome all breeds of dogs as it is very much about the character of the dog and the commitment of the handler that produces a successful team.

Many thanks

Cassie Fishbourne  
QFRS K9 Handler

# Dogmania Shepherding Report & Results by Sharon Mellema

## Dogmania

Thank you to all who attended Dogmania and helped over the long weekend in the stockyard and setting up the courses. Thank you to Suncoast Fun-dogs Agility Club who organised the Short Course Sheep Trial event, Eric Tighe who judged all weekend and George & Lyndal Nichols who supplied the sheep. It was a successful weekend for all. The competition wasn't about who came 1st 2nd 3rd, it was about people enjoying personal achievements working with their dog on sheep. We had a wide mixture of experience in competitors and/or dogs. From handler/dogs who have only been working with sheep for a couple of months to handler/dogs who have competed in 3 sheep trials. Not only Kelpies and Border Collies, we had Koolies and Belgian Shepherds competing. We had many happy faces and happy dogs, even happy sheep on their weekend away from home! Many of the dogs competing also compete in other dogs sports including



Agility, Frisbee and Flyball. Here are the results after the finals:

### **SATURDAY**

#### Novice

- 1ST Sharon Mellema REYA (Kelpie)
- 2ND Allison Britton COCO (B.C.)
- 3RD Allison Britton GT (B.C.)

#### Open

- 1ST Reece Morris EBONY (Kelpie)
- 2ND Kate Beck FRED (B.C.)
- 3RD Kate Beck CYNDI (B.C.)

### **SUNDAY**

#### Novice

- 1ST Sharon Mellema REYA (Kelpie)
- 2ND Allison Britton FOCUS (B.C.)
- 3RD Allison Britton COCO (B.C.)

#### Open

- 1ST Sharon Mellema JEZ (Kelpie)
- 2ND Kate Beck FRED (B.C.)
- 3RD Reece Morris EBONY (Kelpie)

#### Dogmania Cup

- 1ST Reece Morris TESS (Kelpie)



Hopefully no one will need this advise but:

Now doctors say a bystander can recognize a stroke by asking three simple questions:

**S** \* Ask the individual to SMILE.

**T** \* Ask the person to TALK and SPEAK A SIMPLE SENTENCE (Coherently) (i.e. It is sunny out today)

**R** \* Ask him or her to RAISE BOTH ARMS.

If he or she has trouble with ANY ONE of these tasks, call 000 immediatly and describe the symptoms to the dispatcher.

**REMEMBER -**  
**"S"** Smile, -  
**"T"** Talk, -  
**"R"** Raise both arms

## Congratulations

*For completing & graduating from the following courses*

#### Pre Agility1 commencing Feb/Mar

- Amanda Schofield & Rocky
- Emily Burchman & Jenna
- Helen Smith & Meeka
- Emma Clarke & Charlie
- Joanna McCormick & Keg
- Wendy Stimson & Jet

#### Pre Agility2 commencing Feb

- Fazette Cheetham & Sweep
- Cheryl Brunskill & Jana

#### Pre Agility2 commencing March

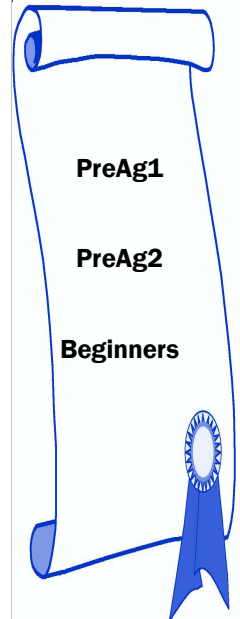
- Amanda Schofield & Rocky
- Joanna McCormick & Keg
- Wendy Stimson & Jet

#### Beginners commencing March


- Jasmin Cooper & Noah
- Rebekah Day & Turner
- Kim Perrson & Cookie
- Megan Heaslip & Kiera



All members are encouraged to attend our meetings, held in the Clubroom on Monday's at 6.45pm. The input we receive from our members is of great value to us.



**NOON-ROOM**



## “Always wanted to Instruct”

### “We Need You”

“Being an Instructor is self rewarding”. If you are interested—We will train you!! Don't hesitate have a chat with Sharyn.

#### As an instructor there are several Benefits

- Cheaper Training Fees
- The pleasure of helping others
- A greater understanding of our sport
- Subsidized workshops
- The opportunity to train with a small group on Thursday evenings



### Who is your real friend?

This really works...!  
If you don't believe it !!!!!

just try this experiment.



Put your dog and your wife in the boot of the car for an hour.

When you open the trunk, which one is really happy to see you?

### Check out

## Suncoast Fundogs Shop

2006 New Style Club Shirts have small logo on the front

2006-Embroidered Club Shirt-child	\$25.00
2006-Embroidered Club Shirt-Adult	\$30.00
Embroidered Club Shirt-(Blue & White)	\$35.00
Embroidered Club Shirt-Blue	\$28.00
2006-Cross Country T-Shirt (Brown)	\$15.00
Club Sweaters	\$15.00
Long Sleeved Club Shirts	\$24.00
2006 Jackets (Blue & White)	\$35.00
2006-Polar Fleece Jumpers	\$35.00
Club Polar Fleece Jumpers Large logo	\$40.00
Club Caps / Bucket Hats	\$15.00
Club Beanies	\$18.00
Dog Leads: 4'	\$7.00
6'	\$9.00
double	\$9.00
Head Halters	from \$20.00
Treat Pouches	\$22.00
Insert-Treat Pouch	\$10.00
Birdie Bag	\$18.00
Poo Bag Dispensers	\$8.00
Refills	\$3.00
Clickers	\$3.00
Wrist Bands	\$3.00



**For your convenience:**  
The Club now stocks a range of **toys and an assorted range of Food Treats** for your best pal.

All prices are subject to change without notice



Crates can also be purchased by contacting Alicia: 0438361103 or lissy04@bigpond.com See back page for more Agility Equipment



## Competition Results

### ADCQ - 7th March 2009

Ian Weston & Bobbi 1 <sup>st</sup> (Q)	OB/MN/AT
Ian Weston & Bobbi 2nd	OA/MN/IS
Ian Weston & Bobbi 1 <sup>st</sup> (Q)	OB/MN/JT
Kay Wilson & Kel 3 <sup>rd</sup> (Q)	R?/MX/JT
Kay Wilson & Meg 1 <sup>st</sup> (Q)	I/MX/JT
Kay Wilson & Meg 1 <sup>st</sup> (Q)	I/MX/AT

### Suncoast Fundogs - 28th / 29th March 2009

#### Saturday

Ian Weston & Bobbi 1 <sup>st</sup> (Q)	A/MN/AT
Ian Weston & Bobbi 1 <sup>st</sup> (Q) (Helter Skelter)	OB/MN/IO
Ian Weston & Bobbi 1 <sup>st</sup> (Q)	OB/MN/IG
Ian Weston & Bobbi 1 <sup>st</sup> (Q)	OB/MN/JT

#### Sunday

Ian Weston & Bobbi 1 <sup>st</sup> (Q)	OB/MN/AT
Ian Weston & Bobbi 1 <sup>st</sup> (Q)	OB/MN/IS
Ian Weston & Bobbi 1 <sup>st</sup> (Q)	OB/MN/JT
Ian Weston & Bobbi 1 <sup>st</sup> with	
Courtney Littleford & Krystal	OA/MN/PG
Alica Wegner & Zucko (Q)	I/MX/AT



### Dogmania 2nd / 3rd / 4th May

#### Regular Maxi Snooker Final

Alison Muddle & Kingsley 2nd

#### Regular Maxi Gamblers Final

Alison Muddle & Kingsley 2nd

#### Maxi Jumping Test Final

Sharyn Palmer & Chipper 1st

Sharyn Palmer & Chipper (Q) OA/MX/IG

#### Midi Jumping Test Final

Sharyn Palmer & Ripley 1st

Note from Sharyn

Yep, I had a great weekend, bought home 12 quality cards in total, 2 of those were from Maria Thiry who ran Ripley.

Ian Weston & Bobbi 1<sup>st</sup> (Q) OA/MN/AT

Ian Weston & Bobbi 1<sup>st</sup> (Q) OA/MN/AT

Ian Weston & Bobbi 1<sup>st</sup> (Q) OA/MN/IG

Ian Weston & Bobbi 1<sup>st</sup> (Q) OA/MN/JT

Ian retired due to Injury

### ADCQ 16th May 2009

Ian Weston & Bobbi 1<sup>st</sup> OA/MN/IG

Ian Weston & Bobbi 1<sup>st</sup> (Q) OB/MN/AT

Ian Weston & Bobbi 1<sup>st</sup> (Q) OB/MN/AT

Ian Weston & Bobbi 1<sup>st</sup> (Q) OB/MN/JT



### ADCQ 7th March

**Kay Wilson & Meg**  
Attained their SAAD Title

**Alica Wegner & Neo**  
Attained their BAD Title

**Alica Wegner & Zucko**  
Attained their AAD Title

**Suncoast Fundogs 28th March**  
**Ian Weston & Bobbi**  
Attained their MAAD6 Title

**Dogmania In May**  
**Sharyn Palmer & Chipper**  
Attained their Gamblers Dog Title

**Sharyn Palmer & Ripley**  
Attained their Games-Dog Title

**Ian Weston & Bobbi**  
Attained their MAAD7 Title



'The Dog Trainer's Resource 2' book - an article written by Sue Sternberg Nov/Dec/ 2006 'Agility to the Rescue!'  
"Preparing for the Worst and Keeping Everyone Safe"

At the start of every class, and multiple times during class and at each subsequent class, I advise handlers on what to do if and when a dog gets loose and out of control. I tell them, if I yell 'Loose dog!' those handlers with healthy backs and small dogs will pick up their dogs and turn their backs towards the loose dog. Those handlers with weak backs or larger dogs are to place their dog's head between their legs, so that the dog's butt is to the loose dog, and his head is sticking out behind the handler. These handlers are then instructed to feed their dog continuously until the loose dog is caught.

I continuously remind students of this and practice fake drills every once in a while. I explain quite clearly to each class the risks and dangers agility training can produce, and the importance of being proactive and prepared. I remind students relentlessly that there are two types of dogs: predators and prey.

This set-up keeps the other class dogs safe, and also ensures that the loose dog doesn't get rewarded for his behaviour by playing or fighting with any other dogs."

To create a more personal aspect to our newsletters, members are encouraged to submit any articles that they would deem suitable. Items of interest involving dogs, members personal or dog achievements, etc. would be most welcome. So if you are competing don't forget to give me your results. They can be given personally or emailed to Jane. Ed.



janeboxers@gmail.com



**Rat Bait has been placed in the sheds so in the interest of safety, please DO NOT take your dog into either of the Sheds**

Working  
through  
distractions

Building Drive

## Foundation Fundamentals

### Part One:

The key to Agility success and training is having fun doing the foundation exercises, they are a fundamental part of your agility training and if worked on correctly will help you lay good solid skills so when you start obstacle training and sequencing in higher classes or even competing, you can achieve success easily without the worry of will my dog keep his sit stay, will he keep his focus on me.

It can help the less motivated dog to become more confident in his surroundings and at the same time build his desire to work with you and add value to his agility training.

The following are a few fun skills that you should be working on with your dogs at home, at the park, at training, when visiting friend's places and any other place you can think of that could be distracting to your dog.

When I am raising a new puppy, these are the first skills that they learn and have lots of fun with, building a solid relationship so when we start obstacle training I already have a good number of skills that my dog can do which will help the transition to obstacle training, sequencing and competing much easier.

### Skill One: Working through distractions

A dog that can work through distractions and learn to focus on the handler will be far easier to train obstacles when time comes. Distractions can include, other dogs working, their best playmate playing, ignoring the toy/food reward until released to it, a car going past, the sound of a squeaky toy, his favorite person, the list could be endless.

Some simple exercises you can do to achieve this include:

Playing tug with your dog far enough away from the distraction so he will play and slowly build on getting closer to what ever it is that distracts him.

- Paying Attention to the handler, can you build your dogs attention on you for up to 10sec or even longer.
- Maintaining self control when their dinner is placed on the ground before being released to get it.
- If you have older dogs at home can your new puppy/dog maintain a sit stay whilst the other dog has been released to eat his dinner.
- Can your new puppy/dog perform simple tricks he has learned in new environments with success.

Can he hold a sit stay whilst his tuggy or food is being played with by you or dropped on the ground.

### Skill Two: Building Drive

Building Drive or motivation in the agility dog will help build your dogs desire to work for you and give him the confidence he needs when faced with new skills. Building Drive is fun and puppies/dogs love the games that go with it.

- If you have a dog that likes toys, restrain him by the collar snake the toy on the ground away from him, if he puts even the slightest pressure on the collar release him to get the toy.
- The same can be done with food, restrain him by the collar have a real yummy treat tease him with it a little under his nose but just out of reach once he strains on the collar release him to the reward
- With puppies I play the chase me game for a reward, can be toy, food or just ruffing/loving up. Push the puppy back and run when they chase you and catch you reward them, push them back again and run. It is fun and puppies love it. With smaller breed puppies initially have them chase your hand on the ground...



What response  
are you  
Rewarding?

(cont. page 9)

## Foundation Fundamentals (cont.)

### Skill Three: Shaping Games

*"Teach your dog to learn and you can teach him anything"- Susan Garrett*

If your dog is Operant and willing to offer behaviors, then you can teach him anything. By having the skills to shape behaviors rather than luring them, you will set a great foundation for your dog when the time comes to teach agility obstacles, and your dogs knowledge will be stronger and they will have a far better understanding of what their job is and their learning will be much more efficient.

The actual behavior you are teaching may look faster with luring but, when you remove the lure and test the dogs understanding the dog may not be able to perform the desired behavior. Shaping also builds value for the obstacle you are teaching because the value of the reward transfers to whatever obstacle it is that you are working on.

Shaping also helps dogs learn to fail which will help them work through their mistakes and will reduce the likely hood of them shutting down when things get a bit tough, or when you up the anti and ask for more before the reward is offered. This will also then carry over to when you are training obstacles and the dog offers the incorrect response i.e.... wrong weave entry so you with hold the reward and ask for them to try again.

When shaping a dog you are breaking the end behavior down into small sections and rewarding for each of these, when you are training your dog to shape a new behavior it should be done in a distraction free environment to give your dog every opportunity to succeed. You should have highly rewarding treats and keep the sessions short.

Before you start any sessions of shaping with your dog you should set a Criteria of what it is you want the dog to achieve before it gets a click and reward. Once you have set yourself this criterion never waver from it, as you will be giving the dog mixed signals as to what it is he has to do in order to get a reward.

Criteria is a useful tool for all aspects of your training regime, as you are the one to set the rules of the game so therefore it is up to you to stick to the rules whilst in training.

Some Shaping Games that you can play with your dog include:

- Back up
- Nose touches to hand
- Getting in a box
- Putting back feet only in box
- Putting front right or left foot in box
- Get on a stool/chair
- Putting back foot on a brick/can
- Targeting a target stick/wiffle ball
- Pick up odd items, remote control, hat, shoes, their toys
- Putting toys in a box
- Getting them into smaller boxes/containers
- Going around different objects both to the left and right
- Going into their Crates or onto a Mat
- Shaping Tricks; Beg, Sit, Drop, Roll Over, Shake Hands, Bow
- Spin around to the left and right



**Happy Training!!!**

**Allison Britton**

*Agility Instructor*

*Suncoast Fundogs*

# Special Thanks

Paul of the **Brisbane Pet Motel** has generously donated prizes for our Competitions held during 2008

**Thank you Paul**

**Please Continue to support them.**

## Royal Canin Price Lists now available

Suncoast Fundogs are lucky enough to have one of our members (who in conjunction with Brisbane Pet Motel) is able to supply a top quality Dog Food **Royal Canin** to members to at a reasonable price.

A percentage of the purchase price of the food goes back to the club, so you will be supporting the club just by buying **Royal Canin Dog Food**.

Members can order from Alica, price lists are available from the clubhouse. or Alica can be contacted at [lissy04@bigpond.com](mailto:lissy04@bigpond.com) or phone 0438361103



**Eric Broad**  
VETERINARY SURGEON

*SMALL & LARGE ANIMALS TREATED*

**Dr. E. E. BROAD**  
B.Sc. B.V.Sc. (Hons) (Qld)  
1/16 Commercial Drive,  
Caboolture, 4510  
Phone: (07) 5495 2699  
Fax: (07) 5495 2688

**Office Hours:**  
9am - 6pm Mon - Fri  
9am - 12 noon Sat

**PLEASE PHONE FOR AN APPOINTMENT**

Members should be reminded that not every dog is dog friendly and that all dogs should be kept at a safe distance from each other whenever possible.

We know that our action sport creates excitement, and this can cause our dogs to become more volatile.

It is important that all dogs (even the friendly dogs), **must be on lead** unless running the course

**So please be aware of your dog's actions**

**Thank you for your past and present support**

### Could all members please ensure that:

- ◆ Cars are **NOT** parked in the area near the first building, as this is the Caboolture Breed Dog Club building, they also meet on a Tuesday night, so this area **MUST** be left clear.
- ◆ Cars are **NOT** to be parked under the Car Ports
- ◆ Please do not drive directly across the oval, but access this area by driving around the outer perimeter, and then across to the parking line.
- ◆ When returning equipment to the shed, could members try to return it to its allocated space, so that we can keep the shed neat and tidy. We appreciate that the members who put it back are different to the members putting it out, so if you be unsure where the equipment goes, please ask someone in a blue club shirt. Thank you

Proudly announcing the birth of **Samuel James**, a son born to **Damian & Karen Noud** on 26th March 2009.

**Proud parents and baby Samuel are all doing well.**



#### New Puppy

Sharyn Palmer has a new Coolie puppy named "Rush"



Does the name speak for itself, I wonder?

### Ground Rules

- ξ A current vaccination card (**antigen based C5 or above**) is to be produced annually for every dog. Any dog that has been in contact with any infectious animal will **NOT** be permitted on the grounds for a minimum of 18 days post contact.
- ξ Flat/fixed collars and head halters **ONLY** to be used on the grounds.
- ξ Check chains, pinch collars etc. are **NOT PERMITTED**.
- ξ All dogs to be on leash unless approved by an instructor.
- ξ Coats must be removed from dogs before they take part in any class. (Coats can be put back on while dog is resting)
- ξ Head halters and body harnesses must be removed from dogs before they take part in class, unless approval given by instructor prior to class. (Halters and harnesses can be put back on while dog is resting)
- ξ No equipment to be used, unless supervised by an instructor.
- ξ Harsh handling will **NOT** be tolerated.
- ξ **NO** bitches in oestrus allowed on the grounds.
- ξ All faeces ANYWHERE on the grounds must be removed by the handler and placed in the appropriate receptacle.
- ξ Handlers responsible for their own dog(s) **AT ALL TIMES**.
- ξ Handlers to accept complete responsibility for any damage done to any person, dog or property, by their dog(s).
- ξ We reserve the right to refuse membership to an aggressive dog.
- ξ We reserve the right to have a dog muzzled.
- ξ Handlers to help set up equipment prior to commencement of class, and to put equipment away at the end of class.
- ξ Children under 10 years of age are **NOT** permitted in training area whilst classes are being conducted, and must be supervised at all times.
- ξ Smoking is **NOT** permitted in class.
- ξ During the 15 minute training break, **Instructors ONLY have sole use of the equipment.**

# Pines Pet Resort

Rutters Road, Elimbah Q 4516  
07 5496 7526

[admin@thepinespetresort.com.au](mailto:admin@thepinespetresort.com.au)

**Have generously donated prizes for our  
Suncoast Fundogs Agility Competition  
on 20<sup>th</sup> September 2008**

**Thank you for your sponsorship**

# Agility Equipment

Quality Agility Equipment made to order  
Contact Allison Britton

[aabritton@bigpond.com](mailto:aabritton@bigpond.com)  
0428 186 053



Jump Uprights \$35  
set with 5 jump  
heights  
32mm, 1200mm PVC  
  
jump Bars \$5 each



Maxi table \$60  
Mini Table \$55

Weave Pole Bases  
\$180 set of 12 made  
in 3 sections of 4  
poles...  
Can also make 2x2  
bases for an addi-  
tional \$15 per set of  
12 poles = 2 sets of 4 + 2  
Sets of 2 bases



Training See saw \$130  
can also make full size  
see saw for \$220.00

Contact Trainer  
\$150  
4ft A frame section, 6ft Dog  
walk plank, folds flat for easy  
storage



Full Size Dog Walk \$400, A Frame \$450, Cloth Tunnel \$170,  
Long Jump \$60....

All equipment made of seasoned timber comes unpainted...  
painting is extra. #prices subject to change for material cost increases...

